

MU-MIMO System Level Utility Optimization, Revisited



Mats Bengtsson, Emil Björnson, Rasmus Brandt
Signal Processing, KTH

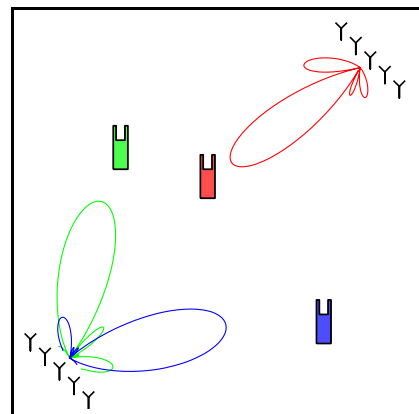
Mats Bengtsson

1

May 15, 2012

THE PROBLEM

- Multiple users
- Multiple cells
- Multiple antennas (MISO or MIMO)
- Downlink transmission
- Utility optimization



Mats Bengtsson

2

May 15, 2012

PROBLEM FEATURES

- Interference Channel
- NP-difficult
- Recent results: Interference Alignment
- Many algorithms
 - Alternating optimization
 - Decomposition
 - ...

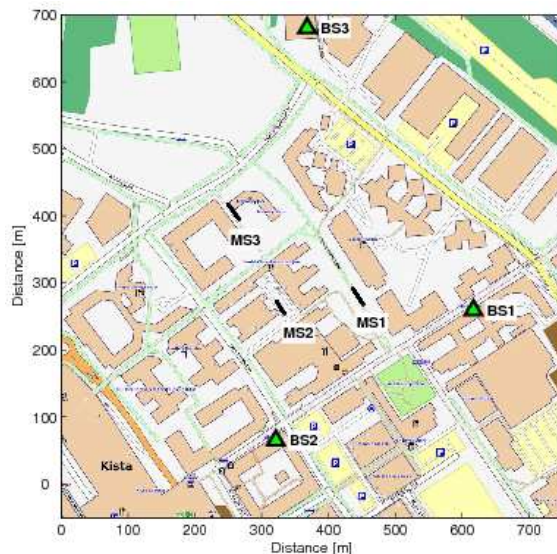


MOTIVATING EXAMPLE, INTERFERENCE ALIGNMENT IN FREQUENCY

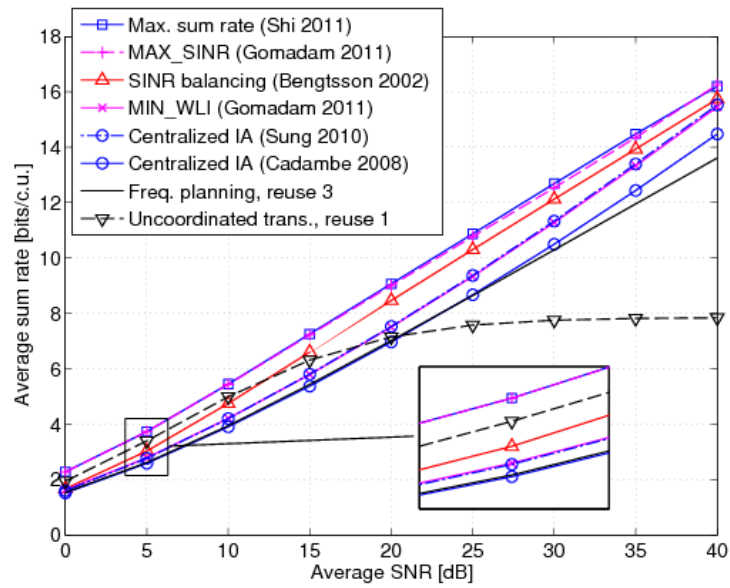
- 3 subcarriers \implies diagonal “MIMO” channels
- Measurements from Ericsson.
- 3 users, 4 streams



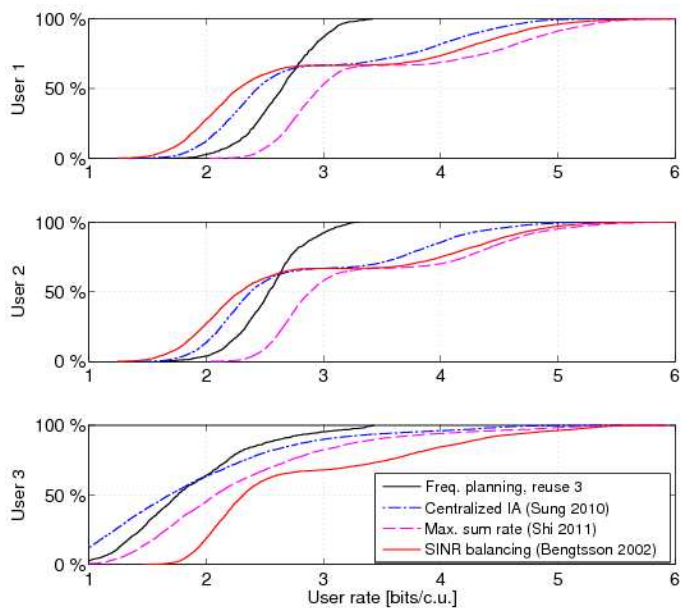
Brandt, Asplund & Bengtsson, “Interference Alignment in Frequency – a Measurement Based Performance Analysis”, Proc. IWSSIP 2012.



EXAMPLE, RESULTS



EXAMPLE, RESULTS



STRATEGY – DECOMPOSITION

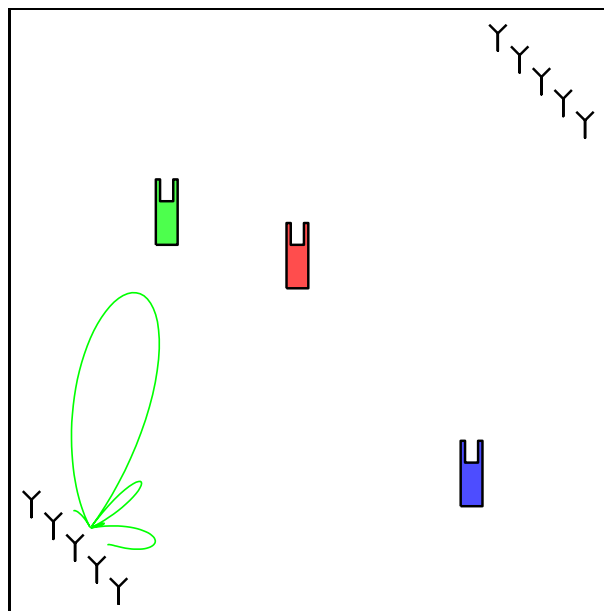


Mats Bengtsson

7

May 15, 2012

SUBPROBLEMS

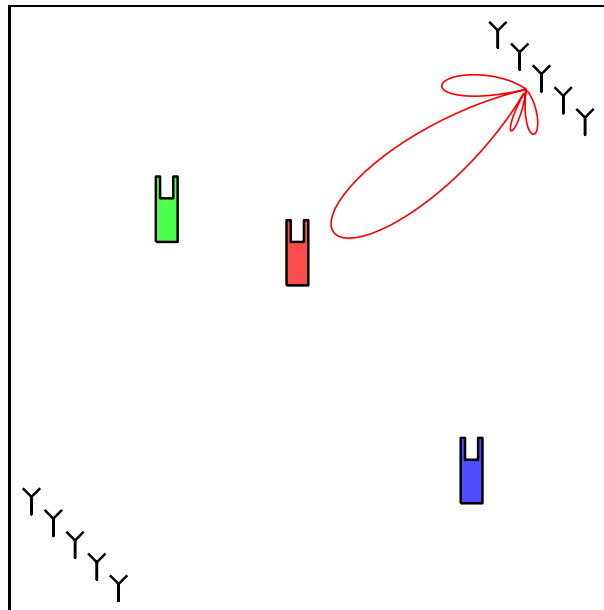


Mats Bengtsson

8

May 15, 2012

SUBPROBLEMS

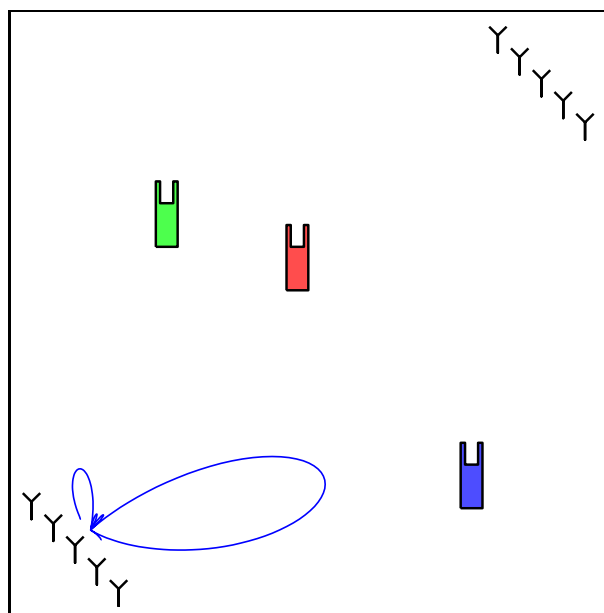


Mats Bengtsson

9

May 15, 2012

SUBPROBLEMS



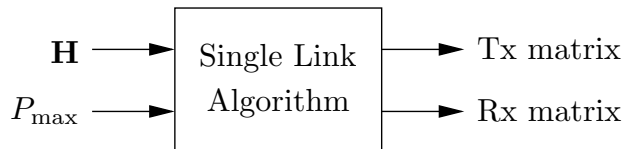
Mats Bengtsson

10

May 15, 2012

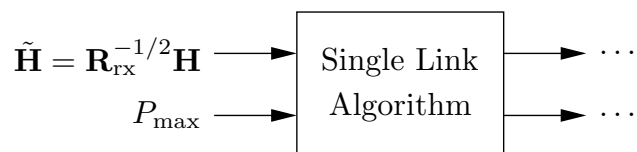
INTERFERENCE SUPPRESSION USING PREWHITENING

Assume given: Algorithms for a single link in white noise. E.g. optimize MMSE or SINR or mutual information or BER or ...



Interference suppression at the receivers:

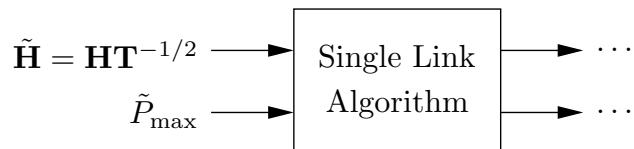
Noise prewhitening at the receivers (well-known).



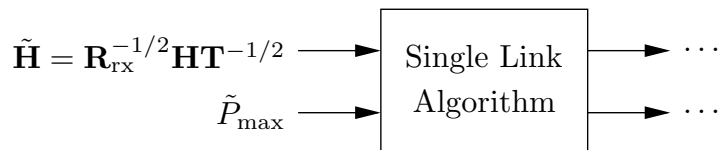
INTERFERENCE SUPPRESSION, CONT.

Interference suppression at the transmitters:

“Noise prewhitening” at the transmitters.



Combine:



Iterate! Circular dependence,

\mathbf{R}_{rx} and $\mathbf{T} \iff$ Tx and Rx parameters.

Solve iteratively for each link! Hope for convergence!

HISTORICAL REVIEW

2009 Zakhour&Gesbert, “Coordination on the MISO Interference Channel Using the Virtual SINR Framework”

Virtual SINR

2009 Lee, Je, Shin & Lee, “A Novel Uplink MIMO Transmission Scheme in a Multicell Environment”

Signal to Generated Interference plus Noise Ratio, SGINR



2007 Sadek, Tarighat & Sayed, “A Leakage-Based Precoding Scheme for Downlink Multi-User MIMO Channels”

Signal-to-Leakage-and-Noise Ratio, SLNR

2005 Joham, Utschick & Nossek, “Linear Transmit Processing in MIMO Communication Systems”

Transmit Wiener Filter

KEEPING DIGGING . . .

1998 Goldberg & Fonollosa, “Downlink Downlink Beamforming for Spatially Distributed Sources in Cellular Mobile Communications”

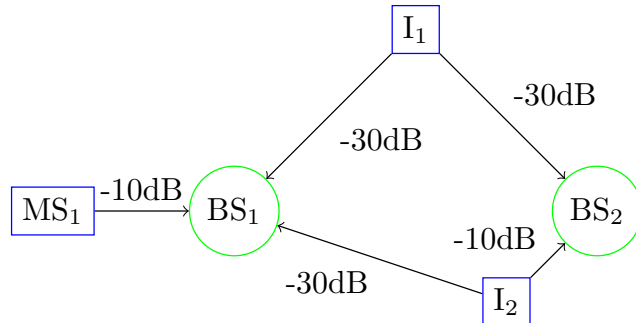
Minimum Average Interference Power Criterion



1996 Gerlach & Paulraj, “Base Station Transmitting Antenna Arrays for Multipath Environments”

1995 Zetterberg & Ottersten, “The Spectrum Efficiency of a Base Station Antenna Array for Spatially Selective Transmission”

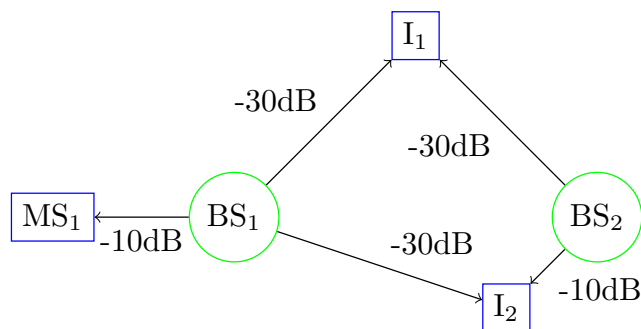
WHY UPLINK \neq DOWNLINK



Uplink:

Receiving beamformer at BS₁ should suppress I₁ and I₂ equally much!

WHY UPLINK \neq DOWNLINK, CONT.



Downlink:

Transmitting beamformer at BS₁ should suppress 20dB more towards I₁ than towards I₂!

MY LEGO BRICK

Palomar, Cioffi, Lagunas, “Joint Tx-Rx Beamforming Design for Multicarrier MIMO Channels: A Unified Framework for Convex Optimization”, IEEE Trans SP, 2003.

IEEE SP Young Author Best Paper Award 2004!



KTH Electrical Engineering

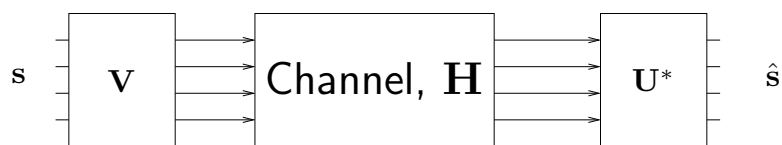


Mats Bengtsson

17

May 15, 2012

SINGLE LINK MODEL



$$\hat{\mathbf{s}} = \mathbf{U}^*(\mathbf{H}\mathbf{V}\mathbf{s} + \mathbf{n})$$



KTH Electrical Engineering

\mathbf{V} : Linear transmit processing

\mathbf{U} : Linear receive processing

Rx strategy: MMSE “always” optimal

Resulting MMSE: $\mathbf{E}(\mathbf{V}) = (\mathbf{I} + \mathbf{V}^H \mathbf{H}^H \mathbf{R}_{\text{IN}}^{-1} \mathbf{H} \mathbf{V})^{-1}$

Tx strategy: $\min f(\text{diag}\{\mathbf{E}(\mathbf{V})\})$

Mats Bengtsson

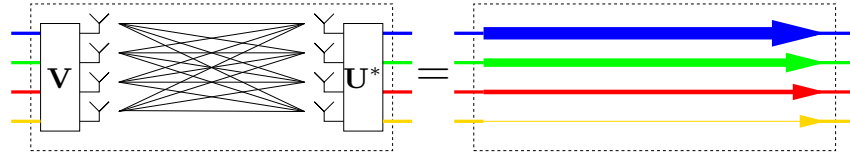
18

May 15, 2012

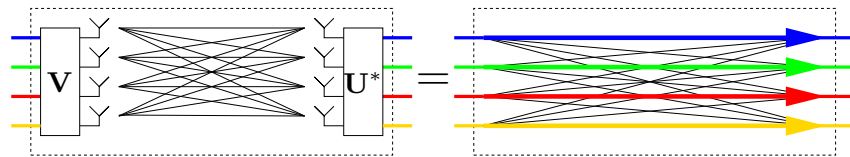
PALOMAR, UNIFIED ANALYSIS

Two main transmit solutions!

Shur-Concave Criteria: MMSE, Max mutual information, mean SINR across subchannels, ...



Shur-Convex Criteria: Max MSE across subchannels, mean&max BER across subchannels, ...



SYSTEM LEVEL PROBLEM FORMULATION

Link level utility: $u(\mathbf{V}_k; \mathbf{H}_{kk}, \mathbf{R}_{\text{IN}_k})$

Interference+noise cov.: $\mathbf{R}_{\text{IN}_k} = \sum_{n \neq k} \mathbf{H}_{nk} \mathbf{V}_n \mathbf{V}_n^H \mathbf{H}_{nk}^H + \sigma_k^2 \mathbf{I}$



System level utility: $\min_{\mathbf{V}_k} \sum_k u(\mathbf{V}_k; \mathbf{H}_{kk}, \mathbf{R}_{\text{IN}_k})$

Power constraints per transmitter E.g. $\text{Tr}[\mathbf{V}_k \mathbf{V}_k^H] \leq P_k$ and/or per antenna, ...

DECOMPOSITION TRICK

$$u(\mathbf{V}; \mathbf{H}, \mathbf{R}_{\text{IN}}) = \max_{\Psi \preceq \mathbf{R}_{\text{IN}}} u(\mathbf{V}; \mathbf{H}, \Psi)$$

\Rightarrow



$$\begin{aligned} \min_{\{\mathbf{V}_k\}} \max_{\{\Phi_k\}} u(\mathbf{V}_k; \mathbf{H}_{kk}, \Psi_k) \\ \text{s.t. } \Psi_k \preceq \mathbf{H}_{nk} \mathbf{V}_n \mathbf{V}_n^H \mathbf{H}_{nk}^H + \sigma_k^2 \mathbf{I} \\ \text{Power constr. } \{\mathbf{V}_k\} \end{aligned}$$

LAGRANGIAN FOR $\Psi_k \preceq \mathbf{R}_{\text{IN}_k}$

$$\begin{aligned} & \sum_k u(\mathbf{V}_k; \mathbf{H}_{kk}, \Psi_k) + \sum_k \text{Tr} \left[\Lambda_k \sum_{n \neq k} \mathbf{H}_{nk} \mathbf{V}_n \mathbf{V}_n^H \mathbf{H}_{nk}^H \right] + \sum_k \sigma_k^2 \text{Tr}[\Lambda_k] - \sum_k \text{Tr}[\Lambda_k \Psi_k] \\ & = \sum_m \left(u(\mathbf{V}_m; \mathbf{H}_{mm}, \Psi_m) - \text{Tr}[\Lambda_m \Psi_m] + \text{Tr} \left[\mathbf{V}_m \mathbf{V}_m^H \sum_{l \neq m} \mathbf{H}_{ml}^H \Lambda_l \mathbf{H}_{ml} \right] \right) + \sum_m \sigma_m^2 \text{Tr}[\Lambda_m] \end{aligned}$$



Decomposition into subproblems

$$\begin{aligned} \min_{\mathbf{V}} \max_{\Phi_k} u(\mathbf{V}_m; \mathbf{H}_{mm}, \Psi_m) - \text{Tr}[\Lambda_m \Psi_m] + \text{Tr} \left[\mathbf{V}_m \mathbf{V}_m^H \underbrace{\sum_{l \neq m} \mathbf{H}_{ml}^H \Lambda_l \mathbf{H}_{ml}}_{\triangleq \mathbf{T}} \right] \\ \text{s.t. Power constr. } \{\mathbf{V}_k\} \end{aligned}$$

DECOMPOSITION, CONT.

Single link dual:

$$\tilde{u}(\Lambda, \mathbf{T}; \mathbf{H}) = \min_{\mathbf{V}} \max_{\Phi} u(\mathbf{V}; \mathbf{H}, \Psi) - \text{Tr}[\Lambda \Psi] + \text{Tr}[\mathbf{V}\mathbf{V}^H \mathbf{T}]$$

s.t. Power constr. $\{\mathbf{V}\}$



Lagrange including power constr.:

$$u(\mathbf{V}; \mathbf{H}, \Psi) - \text{Tr}[\Lambda \Psi] + \text{Tr}[\mathbf{V}\mathbf{V}^H (\mathbf{T} + \mathbf{Q})]$$

$\mathbf{T} + \mathbf{Q}$: Lagrangian of another power constraint

Ex. total power/BS: $\mathbf{Q}_k = q_k \mathbf{I}$

System level dual:

$$\min_{\{\Lambda_k \geq 0\}} \tilde{u}\left(\Lambda_k, \sum_{l \neq k} \mathbf{H}_{kl}^H \Lambda_l \mathbf{H}_{kl}; \mathbf{H}_{kk}\right)$$

MMSE BASED UTILITY

$$\min_{\mathbf{V}} \max_{\Phi} f\left(\text{diag}\left[\left(\mathbf{I} + \mathbf{V}^H \mathbf{H}^H \Psi^{-1} \mathbf{H} \mathbf{V}\right)^{-1}\right]\right) - \text{Tr}[\Lambda \Psi] + \text{Tr}[\mathbf{V}\mathbf{V}^H (\mathbf{T} + \mathbf{Q})]$$

Prewhitening:

$$\tilde{\mathbf{V}} = (\mathbf{T} + \mathbf{Q})^{1/2} \mathbf{V}$$

$$\tilde{\Psi} = \Lambda^{1/2} \Psi \Lambda^{H/2}$$

$$\tilde{\mathbf{H}} = \Lambda^{1/2} \mathbf{H} (\mathbf{T} + \mathbf{Q})^{-1/2}$$



Canonical single link problem:

$$\min_{\tilde{\mathbf{V}}} \max_{\tilde{\Psi}} f\left(\text{diag}\left[\left(\mathbf{I} + \tilde{\mathbf{V}}^H \tilde{\mathbf{H}}^H \tilde{\Psi}^{-1} \tilde{\mathbf{H}} \tilde{\mathbf{V}}\right)^{-1}\right]\right) - \text{Tr}[\tilde{\Psi}] + \text{Tr}[\tilde{\mathbf{V}} \tilde{\mathbf{V}}^H]$$

$$= \min_{\tilde{\mathbf{V}}} \max_{\tilde{\Psi}} u(\tilde{\mathbf{V}}; \tilde{\mathbf{H}}, \tilde{\Psi}) - \text{Tr}[\tilde{\Psi}] + \text{Tr}[\tilde{\mathbf{V}} \tilde{\mathbf{V}}^H]$$

PALOMAR, REVISITED

Modifications needed!

Notation:

$$\begin{aligned}\tilde{\rho}_k &= \sigma_k [\tilde{\mathbf{H}}]^2 \\ \tilde{\gamma}_k &= \sigma_k [\tilde{\mathbf{V}}_k]^2 \\ \tilde{\psi}_k &= \lambda_k [\tilde{\Psi}]\end{aligned}$$



Schur-concave criteria: Diagonalization optimal!

$$u(\tilde{\mathbf{V}}; \tilde{\mathbf{H}}, \tilde{\Psi}) - \text{Tr}[\tilde{\Psi}] + \text{Tr}[\tilde{\mathbf{V}}\tilde{\mathbf{V}}^H] = f\left(\left[1 + \frac{\tilde{\rho}_k \tilde{\gamma}_k}{\tilde{\psi}_k}\right]\right) - \sum_k \tilde{\psi}_k + \sum_k \tilde{\gamma}_k$$

Generic solution: $\gamma_k = \psi_k!!!$

$$\min_{\{\tilde{\gamma}_k\}} \max_{\{\tilde{\psi}_k\}} f\left(\left[1 + \frac{\tilde{\rho}_k \tilde{\gamma}_k}{\tilde{\psi}_k}\right]\right) - \sum_k \tilde{\psi}_k + \sum_k \tilde{\gamma}_k = f([1 + \tilde{\rho}_k]) !!!$$

PALOMAR, REVISITED, CONT.

Schur-convex criteria: Diagonalization + FFT matrix optimal!

Solution independent on $f(\cdot)$!



$$u(\tilde{\mathbf{V}}; \tilde{\mathbf{H}}, \tilde{\Psi}) - \text{Tr}[\tilde{\Psi}] + \text{Tr}[\tilde{\mathbf{V}}\tilde{\mathbf{V}}^H] = f\left(\frac{1}{K} \sum_k 1 + \frac{\tilde{\rho}_k \tilde{\gamma}_k}{\tilde{\psi}_k}\right) - \sum_k \tilde{\psi}_k + \sum_k \tilde{\gamma}_k$$

Generic solution: $\gamma_k = \psi_k!!!$

$$\min_{\{\tilde{\gamma}_k\}} \max_{\{\tilde{\psi}_k\}} f\left(\left[1 + \frac{\tilde{\rho}_k \tilde{\gamma}_k}{\tilde{\psi}_k}\right]\right) - \sum_k \tilde{\psi}_k + \sum_k \tilde{\gamma}_k = f\left(1 + \frac{1}{K} \sum_k \tilde{\rho}_k\right) !!!$$

RESULTING SYSTEM LEVEL DUAL

Observation:

$$1 + \tilde{\rho}_k = \lambda_k \mathbf{I} + \tilde{\mathbf{H}}\tilde{\mathbf{H}}^H = \lambda_k \{ \mathbf{I} + \mathbf{\Lambda}^{1/2} \mathbf{H} (\mathbf{T} + \mathbf{Q})^{-1} \mathbf{H}^H \mathbf{\Lambda}^{H/2} \}$$



System level dual:

$$\min_{\{\mathbf{\Lambda}_k \succeq 0\}} \sum_k f \left(\lambda_m \left\{ \mathbf{I} + \mathbf{\Lambda}_k^{1/2} \mathbf{H}_{kk} \left(\sum_{l \neq k} \mathbf{\Lambda}_l \mathbf{H}_{kl} + \mathbf{Q}_k \right)^{-1} \mathbf{H}_{kl}^H \mathbf{\Lambda}_l^{H/2} \right\} \right)$$

Compare uplink–downlink duality: MMSE{downlink} =
MMSE{virtual uplink}, $\mathbf{\Lambda}_k$ =virtual uplink transmit covariance

ALGORITHMS

Several alternatives!

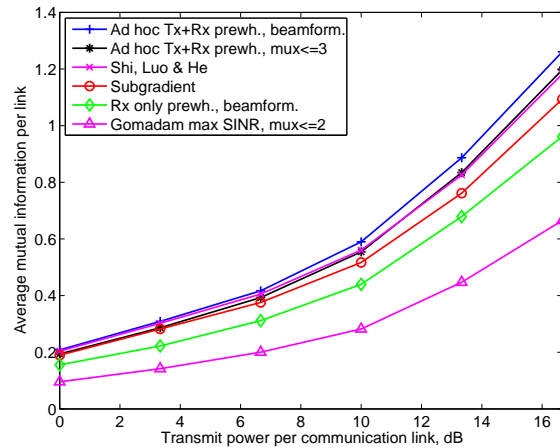


- Subgradient search over $\mathbf{\Lambda}$.
- Ad-hoc choices of $\mathbf{\Lambda}$, \mathbf{T} :
 - Use downlink equalizer as uplink precoder. Use \mathbf{T} = receive covariance in true uplink. Iterate!
 - Signal to Leakage and Noise
 - ...

NUMERICAL EXAMPLE, PREWHITENING



- 4 access points
- 8 user terminals, random position
- Path loss + shadow fading
- Each user served by strongest AP
- 4×4 MIMO



EXTENSIONS

- Coordinated Multipoint
- OFDMA
- Other system level utilities
 - Weighted sum utility
 - Non-linear functions of u_k ?
- Robustified versions
- Cognitive radio
- Algorithms
- ...



CONCLUSIONS



- Yet another derivation of uplink–downlink duality!
- Structural result — Tx+Rx prewhitening optimal!
- Based on Palomar’s single-link solutions, Shur-convex/Schur-concave utility functions!
- Algorithmic ideas!